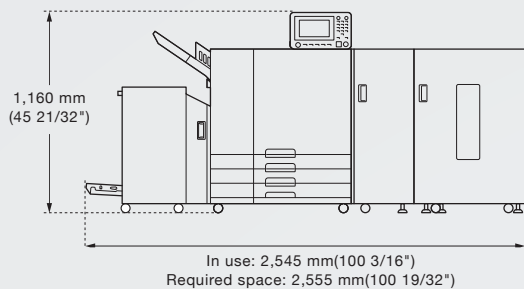
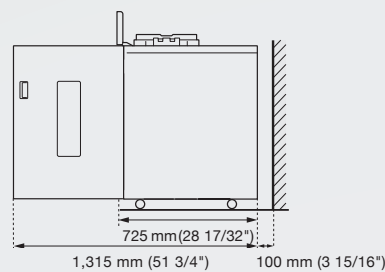


Dimensions

[Font View]



[Side View]



Specifications

Print Type	Line-type inkjet system	
Ink Type	Oil-based pigment ink (Cyan, Magenta, Yellow, Black, Gray)	
Print Resolution	Black: 600 dpi (main scanning direction) × 600 dpi (sub-scanning direction), Cyan, Magenta, Yellow, Gray: 300 dpi (main scanning direction) × 300/600 dpi (sub-scanning direction)	
Number of Gray Levels	Black: 4 gray levels Cyan, Magenta, Yellow, Gray: 12 gray levels	
Warm-up Time	2 min. 30 sec. or less (at room temperature of 23 °C (73.4 °F))	
First Print Time *1	8 sec. or less (A4 long-edge feed)	
Continuous Print Speed *2	A4 long-edge feed	Simplex: 165 ppm Duplex: 82 sheets/minute (164 ppm)
	Letter long-edge feed	Simplex: 160 ppm Duplex: 80 sheets/minute (160 ppm)
	A4 short-edge feed	Simplex: 120 ppm Duplex: 60 sheets/minute (120 ppm)
	Letter short-edge feed	Simplex: 120 ppm Duplex: 60 sheets/minute (120 ppm)
	B4 (JIS) short-edge feed	Simplex: 102 ppm Duplex: 44 sheets/minute (88 ppm)
	Legal short-edge feed	Simplex: 104 ppm Duplex: 44 sheets/minute (84 ppm)
	A3 short-edge feed	Simplex: 88 ppm Duplex: 42 sheets/minute (84 ppm)
Paper Size	High Capacity Feeder	Maximum: 340 mm × 460 mm (13 3/8" × 18 1/8") Minimum: 90 mm × 148 mm (3 9/16" × 5 27/32")
	Feed Tray	Maximum: 297 mm × 432 mm (11 11/16" × 17") Minimum: 182 mm × 182 mm (7 3/16" × 7 3/16")
	High Capacity Stacker	Maximum: 340 mm × 460 mm (13 3/8" × 18 1/8") Minimum: 90 mm × 148 mm (3 9/16" × 5 27/32") Offset: 90 mm × 182 mm - 340 mm × 432 mm (3 9/16" × 7 3/16" - 13 3/8" × 17") (Envelopes are not acceptable.)
Printable Area	314 mm × 458 mm (12 11/32" × 18 1/32")	
Guaranteed Print Area *3	Standard: Margin width of 3 mm (1/8") Maximum: Margin width of 1 mm (3/64")	
Paper Weight	High Capacity Feeder	46 gsm to 210 gsm (12-lb bond to 56-lb bond)
	Feed Tray	52 gsm to 104 gsm (14-lb bond to 28-lb bond)
	High Capacity Stacker	46 gsm to 210 gsm (12-lb bond to 56-lb bond)
Paper Tray Capacity	High Capacity Feeder	Height up to 440 mm (17 5/16")
	Feed Tray	Height up to 56 mm (2 3/16") (×3 trays)
Output Tray Capacity	Face Down Tray	Height up to 60 mm (2 11/32")
	High Capacity Stacker	Collating: Height up to 440 mm (17 5/16") ⁴ Offset: Height up to 405 mm (15 15/16") ⁵
Network Interface	Ethernet 1000BASE-T, 100BASE-TX, 10BASE-T	
Memory Capacity	4 GB	
SSD (Solid State Drive) *6	Capacity	512 GB
	Available Space	Approx. 370 GB
Operating System	Linux*	
Power Source	AC 100 V - 240 V, 12.0 A - 6.0 A, 50 Hz - 60 Hz	
Power Consumption	Max. 1,440 W Ready *7: 185 W or less, Sleep *8: 62 W or less, Stand-by: 1.4 W or less, In printing: 730 W or less	
Operating Noise	Max. 68 dB (A) A4 long-edge feed (Simplex) at the maximum print speed	
Operating Environment	Temperature: 15 °C to 30 °C (59 °F to 86 °F) Humidity: 40% to 70% RH (non-condensing)	
Dimensions (W × D × H) as a system (High Capacity Feeder+Stacker configuration)	In use: 2,545 mm × 725 mm × 1,160 mm (100 3/16" × 28 17/32" × 45 21/32")	
Required Space (W × D × H) as a system *9	2,555 mm × 1,315 mm × 1,160 mm (100 19/32" × 51 3/4" × 45 21/32")	
Weight as a system	Approx. 378 kg (834 lb)	

*1 Within 10 minutes after the last print job.

*2 When using plain paper and recycled paper (85 gsm (23-lb bond)), and standard density setting. Chart used: Print measurement pattern [Color measurement sample 2 (JEITA standard pattern J6)].

*3 The margin when printing envelopes is 10 mm (3/8"). The guaranteed area when printing images is the area enclosed within 3 mm (1/8") of the edges of the paper.

*4 Height up to 110 mm for A5, postcards, envelopes, non-regular size paper.

*5 Not applicable to A5, postcards, envelopes, non-regular size paper, etc.

*6 One gigabyte (GB) is calculated as 230 bytes.

*7 Without printing and temperature adjustment operation.

*8 When setting [Power Consumption (in Sleep)] to [Low].

*9 With the front cover open and the operation panel in the upright position.

Notes: Specifications are subject to change without notice.

ComColorExpress FS2100C

CPU	Intel® Core™ i3-8100 3.60 GHz
Memory Capacity	8 GB
Storage Capacity	Boot Drive 256 GB SSD/Data Drive 500 GB HDD
Operating System	Windows® 10 IoT Enterprise 2019 LTSC
Network Interface	2 ports (Ethernet: 10BASE-T/100BASE-TX/1000BASE-T)
Power Source	AC 100 V - 240 V, 1.5 A - 1.0 A, 50 Hz - 60 Hz
Power Consumption	Max. 80 W / Ready 30 W
Dimensions (W × D × H)*	204 mm × 248 mm × 384 mm (8.0" × 9.75" × 15.1")
Weight	Approx. 6 kg
PDL (Page Description Language)	PostScript® 3 (CPSI:3020), PDF (1.3, 1.4, 1.5, 1.6, 1.7, 2.0), PDF/VT, EPS, FreeForm, FreeForm2, Enhanced PCL6/PCL5, TIFF6.0, PPML3.0, Creo VPS, Fiery JDF1.8
Support Protocol	TCP/IP, AppleTalk, Bonjour, LPR, IPP, Port 9100, FTP, SMB, Email (IMAP/POP3), PAP, WSD, USB, HTTP, HTTPs (TLS), SNMP, LDAPv3, IPv4, IPv6, IPSec
Installed Font	PS: 140 fonts PCL: 81 fonts
Supported Client Operating System	Printer Driver: Windows 8.1 (32-bit/64-bit), Windows 10 (32-bit/64-bit), Windows Server® 2012, Windows Server 2012 R2, Windows Server 2016, Windows Server 2019, macOS v10.14 (Mojave), v10.15 (Catalina), v11 (Big Sur) Command WorkStation®: Windows 10 (64-bit), Windows Server 2016 (64-bit), Windows Server 2019 (64-bit), macOS v10.14 (Mojave), v10.15 (Catalina), v11 (Big Sur)

*Keep other objects at least 200 mm away from the equipment in the rear, and right and left.

QStream Controller

	Starter
CPU	Intel Core i3-10105 (4 core, 6 MB cache, 4.4 GHz)
Memory Capacity	8 GB RAM DDR4
Storage Capacity	1 × SSD 512 GB M.2
Operating System	Windows 10 IoT LTSC 2019
Network Interface	Ethernet : 1000 Base-T/100Base-TX/10Base-T
Power Source	Input voltage: 90-264 VAC, 47 Hz/63 Hz
Power Consumption	Input current (max): 260 W
Dimensions (W × D × H)	92.6 mm × 292.8 mm × 290 mm (3.65" × 11.53" × 11.42")
Weight	Approx. 4.48 kg (9.88 lb)
PDL (Page Description Language)	PDF Single and Multi-Pages with and without transparency Level 1.3, 1.4, 1.5, 1.6, 1.7 PDF/X-1a, PDF/X-3, PDF/X-4, PDF/X-5, PDF/VT PostScript EPS, PS level 3 Single and Multi-Pages
Support Protocol	TCP/IP, LPR, IPP, JDF/JMF
	Pro
CPU	Intel Core i5-11500 (6 core, 12 MB cache, 4.5 GHz)
Memory Capacity	32 GB RAM DDR4
Storage Capacity	1 × SSD 512 GB M.2
Operating System	Windows 10 IoT LTSC 2019
Network Interface	Ethernet : 1000 Base-T/100Base-TX/10Base-T
Power Source	Input voltage: 90-264 VAC, 47 Hz/63 Hz
Power Consumption	Input current (max): 260 W
Dimensions (W × D × H)	92.6 mm × 292.8 mm × 290 mm (3.65" × 11.53" × 11.42")
Weight	Approx. 4.48 kg (9.88 lb)
PDL (Page Description Language)	PDF Single and Multi-Pages with and without transparency Level 1.3, 1.4, 1.5, 1.6, 1.7 PDF/X-1a, PDF/X-3, PDF/X-4, PDF/X-5, PDF/VT PostScript EPS, PS level 3 Single and Multi-Pages
Support Protocol	TCP/IP, LPR, IPP, JDF/JMF, IPDS over TCP/IP

RISO and **VALEZUS** are trademarks or registered trademarks of RISO KAGAKU CORPORATION in the United States and other countries. TagG and aStream are trademarks of TagG Informatique. EFI, Fiery and Command WorkStation are trademarks of Electronics For Imaging, Inc. and/or its wholly owned subsidiaries in the U.S. and/or certain other countries. Linux® is the registered trademark of Linus Torvalds in the U.S. and other countries. Adobe and PostScript are either registered trademarks or trademarks of Adobe in the U.S. and/or other countries. macOS, AppleTalk and Bonjour are trademarks of Apple Inc. Windows and Windows Server are either registered trademarks or trademarks of Microsoft Corporation in the United States and/or other countries. Intel, Intel Core, Intel Core i3 and Intel Core i5 are registered trademarks or trademarks of Intel Corporation in the U.S. and/or other countries. Other corporate names and/or trademarks are either registered trademarks or trademarks of each company, respectively.

Copyright ©2022 RISO KAGAKU CORPORATION. All rights reserved.



Production Printer

VALEZUS T1200

High-speed full-color cut-sheet inkjet printer



Print Speed

165 ppm

A4 long-edge feed

AFP / IPDS /
PS / PDF
compatible

VALEZUS T1200

The perfect solution for both short and long run transactional printing, offering the flexibility to meet current and future market requirements

Are you looking for a production printer that combines excellent cost performance with the flexibility to meet the varying job demands that large continuous feed printers find difficult to handle efficiently?

VALEZUS T1200 is the ideal solution to your needs, delivering the incredible high print speed of 165 pages per minute* in color, combined with low investment for installation, space-saving and environmental friendliness.

This compact printer, which supports AFP/IPDS, PS and PDF formats, is designed for easy integration into your current workflow. VALEZUS T1200 creates new business opportunities for you in the diversifying transactional print market.

* 165 ppm in the case of simplex A4 long-edge feed



High productivity to meet tight deadlines

VALEZUS T1200, a compact production printer achieving one of the very highest productivity figures in its class. Its flexibility offers fast and easy print job changeover, with the benefits of cutsheet output. These advantages allow you to meet even the tightest of deadlines in this demanding market.

VALEZUS T1200





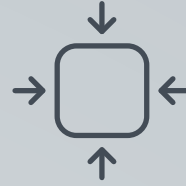
Easy integration for uninterrupted current workflow

TagG αStream controller supports native IPDS workflow, and EFI™ Fiery® controller, used widely across the production printing industry, are available. The VALEZUS T1200 installation is smooth and without change to your current workflow.



Optimise transactional printing with COLD printing technology

Taking advantage of RISO's integrated production of hardware, software, and consumables, we have developed a new high-concentration ink that enables even higher printing density. RISO's proprietary oil-based ink eliminates the need for heaters to dry the ink, enabling us to greatly reduce the overall footprint and energy consumption of our devices. Furthermore, the absence of heat during our print process means the paper won't curl or ripple, and post-print processes run far more smoothly with our output.



Space-saving and maximized productivity

The VALEZUS T1200 is a very compact production printer for its incredible output speed, which means it can be placed, if required, beside a post-print processing device or a larger continuous feed machine to handle reprint applications. The compact-sized printer is designed to ensure that operators are always close to all key areas of the machine, therefore improving work efficiency.



Easy installation and quick return on investment

The VALEZUS T1200 eliminates the need to install ducting for temperature control, heat or fumes extraction and operates on standard type power supply. The intuitive interface makes it quick and easy for you to get it up and running. RISO has made all the various costs normally associated with installing hardware as minimal as possible.



High-speed full-color cut-sheet inkjet printer